

SYNEL SY-36ST - High-End High-Speed gate






SYNEL SY-36ST adopts patented appearance case, which is easy to use and convenient for overall maintenance. The door body is adsorbed by electromagnet. When the door closing resistance is greater than the set value, the door body can open automatically. When the power is off, the door body will open automatically without battery. Intelligent gate is a kind of non-contact channel detection and control intelligent channel management equipment, which adopts the latest mechatronics control and drive technology of the company. Multiple groups of sensors can control the entrance and exit through the glass wing. Authorized legal personnel can pass through without any obstruction without single inspection, refuse unauthorized access, and provide high-quality entrance and exit control.

Synel order number -

-  **SY-36ST – Side unit – 155070**
-  **SY-36ST – Center unit – 155071**
-  **SY-36ST – 90cm - 155072**

Gates can be full customized by request –

-  Channel Width
-  Wings height
-  Sensors

Technical specifications









Dimensions (mm)

Length: 1400/1500mm * Width: 160mm* Height: 1050mm.
standard is 550mm, 900mm, 1100mm.

Main material

Box: SUS304 1.5mm stainless steel.
Movement: 45 × steel, color zinc plating on the surface.
Swing gate: plexiglass plate.

Movement performance

-  **Swing arm:** plexiglass plate, etc.
-  **Drive mode:** Servo positioning driver.
-  **Safety mode:** automatic opening after power failure.
-  **Power driven:** 24v DC brushless motor
-  **Opening and closing speed:** 0.2 ~ 0.4s (user can set)
-  **Equipment noise:** door opening and closing ≤ 30dB.
-  **Traffic speed:** 35 persons/min in normally closed mode; 60 persons/min in normally open mode.
-  **Core life:** 8 million times.

Functional characteristics

- Multiple sets of electrode sensors monitor the channel status in real time, make accurate logical judgment, and have no obstacle to authorized passage.
- Four-fold protection for pedestrians in the passage: mechanical device, door position, current detection, and passage sensor.
- The operation of the whole system adopts stepless positioning device, and the operation process is controlled by sensors without mechanical collision.
- CNC processing technology, the product surface is finely treated, strong corrosion resistance
- It has the function of automatic reset. After the pedestrian reads the valid card, if he does not pass within the specified time, the system will automatically cancel the user's permission to pass this time.
- It is easy to use and convenient for carrying things, such as parcels, luggage, etc.
- Anti-tailing function: prevention level 2.
- Traffic mode: one way, two-way (optional), adjustable running speed; multiple working modes available.
- Light prompt: direction indication.
- It has the function of lightning protection and leakage protection.
- Protection function: anti pinch, anti-collision, anti-blocking, anti-stall, anti-over-voltage and over-current of electrical appliances.
- Prevent illegal operation and alarm function.
- Standard external electrical interface, with photoelectric safety isolation, can connected to various control equipment for system integration.
- Remote control and setting function.

Electrical and environment

Voltage: 100V to 240V AC (large range of power input voltage)

Frequency: single phase 50Hz to 60Hz

Working voltage: DC24V

Current: static 300mA; dynamic 4a (maximum working current)

operating temperature: - 20 to 70 ° C (- 4 to 158 ° f)

Storage temperature: - 40 to 80 ° C (- 40 to 176 ° f)

relative humidity: 5% to 95% in non solidification state

Communication function

Standard RS232 serial port

Digital I/O

RS485 / CAN bus interface (optional)

Installation requirements

Single phase 3A 110V to 220V AC power supply, grounded

Connecting line to control equipment

Possible civil and fixing work

Power requirements	AC 100 ~ 120V/200 ~ 240V, 50/60Hz	
Working temperature	-28°C~60°C	
Working humidity	20%-95% (Non-condensing)	
Working environment	Indoor	
Speed of throughput	RFID	Maximum 35/ minute
	Fingerprint	Maximum 30/ minute
Lane width (mm)	Adjustable by request. 550, 900, 1100	
Dimensions (mm)	L=1400, W=160, H=1050 (customizable)	
Cabinet material	SUS304 Stainless Steel	
Barrier material	Acrylic Glass or Tempered Glass (thickness 10mm)	
Barrier movement	Swing	
Emergency mode	Y	
Security level	Medium	
MCBF	8 million	
Options/Accessories	Counter, Remote Control, Access Control	
IR Sensor	6 pairs (Customizable)	
Housing Thickness	5.0 mm	
Rated Power	40W-250W	
Input Signal	12vdc/RS485/dry contact	

