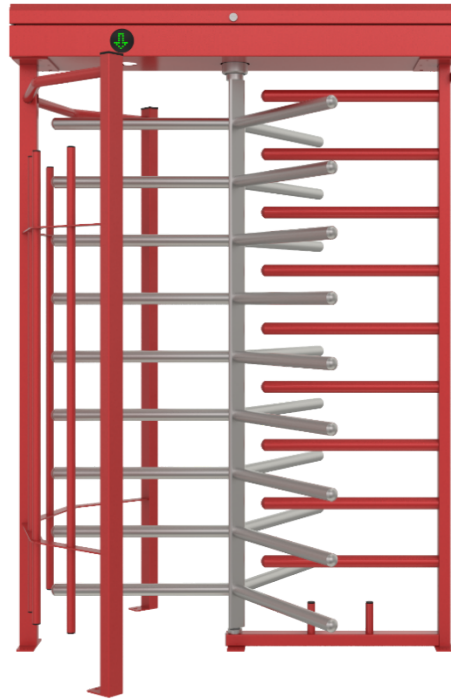


TECHNICAL SPECIFICATIONS



GENERAL SPECIFICATIONS

| | |
|---|--|
| Power | 110/220 V – 60/50 Hz. AC (±10%)24 V DC. by switching mode power supply (SMPS) and filtered. Consumption: Stand-by ~8W , max. ~20W (single unit). |
| Arms | Three-section (a pair for double-unit) rotors (120°). Each section contains nine Ø42mmx2.5mm electrostatic powder coated (Opt. Hot dip galvanized) or Ø40mm 304-Grade (Opt. 316-Grade) Stainless Steel (Opt. Ø38, Ø42 and Ø45mm) arms. |
| Body Features | <p>Constructed on main carriers, supported by tube and square profiles on lateral panels, strengthened by separators.</p> <p>Made of 304-grade (opt. 316-grade) brushed finished stainless steel, electrostatic painted surface or mixed combination versions (opt. hot dip galvanizing under coating for outdoor models).</p> <p>Top lid is protected against water for outdoors installation.</p> <p>Top lid is equipped with damper for safety and service convenience.</p> |
| Dimensions | Single : 1490 x 1248 x 2180mm |
| Weight | Single : ~200 kg |
| Operation Temperature, Humidity, IP Rating | (-20°C) – (+68°C) (opt:- 50°C with heater positive), RH 95% (±2%) non-condensing), IP 56 (opt. IP 66) |
| Standard Specifications | <p>Downlight.</p> <p>Top lid equipped with damper for safety and service convenience.</p> |

SYSTEM SPECIFICATIONS

TECHNICAL SPECIFICATIONS

| | |
|------------------------------------|---|
| Indicators | Green arrow & red cross LED indicators on the top lid. |
| Control System | Controlled by dry contact or grounding input. All inputs are opto-coupler protected. |
| Integration | Compatible with all access control systems that provide dry contact or grounding outputs. Optional RS232/RS485/TCP IP control module is available. |
| System / Operation Features | <p>Manually operated (optional motorized), bi-directional system with dip switch selectable operational modes including free or controlled access on both-sides, one side free exit and restricted access modes.</p> <p>The passage directions can be activated by a separate input signal.</p> <p>With the double input feature, the direction of passage for both directions can be operated via a single signal.</p> <p>Vibration resistant, microprocessor controlled industrial design that can be adapted to meet every user's demands.</p> <p>Optionally can be equipped with speaker and WAV intercom speaking unit feature.</p> <p>System contains special design and CE certified solenoid switch that do not heat up more than max. 10°C of environment temperature.</p> |
| Soft Stop | Provided with hydraulic shock absorber. |
| Time-out | 6-12-18 seconds dipswitch selectable or infinite to be controlled manually. |
| Output Data | System provides dry contact passage feedback by relays separately for each direction. System provides busy signal during passage |

FUNCTIONAL FEATURES

| | |
|-----------------------|--|
| Passage | <p>System operates bi-directional (in-out).</p> <p>A- Manual push (standard): Upon receipt of signal from the access control unit, the lock is released and the arms are manually pushed forward 120 ° in the direction of the signal.</p> <p>B- Motorized (optional): Upon receipt of signal from the access control unit, the lock is released and the arms rotate automatically 120 ° in the direction of the signal after being pushed slightly.</p> <p>C- Free Pass (optional): In this mode, the arms are free and locks to prevent access in case of unauthorized attempt.</p> |
| Emergency Mode | The rotor spins freely to allow free passage (Fail Safe default). Fail lock option is available upon request. |
| Flow Rate | <p>Single Unit:</p> <p>Capacity of mechanism (manual) : Max. 60 pass/min. Nominal : ~18 pass/min.</p> <p>Capacity of mechanism (motorized) : Max. 48 pass/min. Nominal : ~15 pass/min.</p> <p>*Utilisation of different access control units can change the flow rate.</p> |

CERTIFICATION

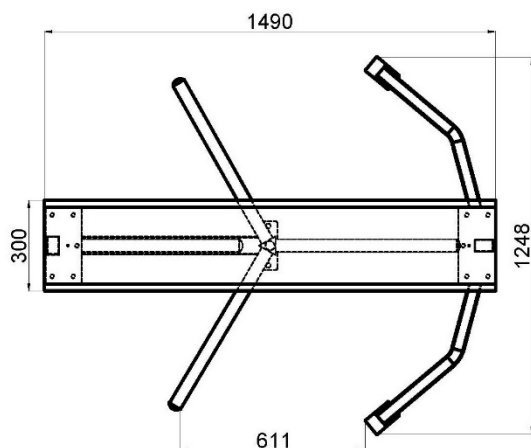
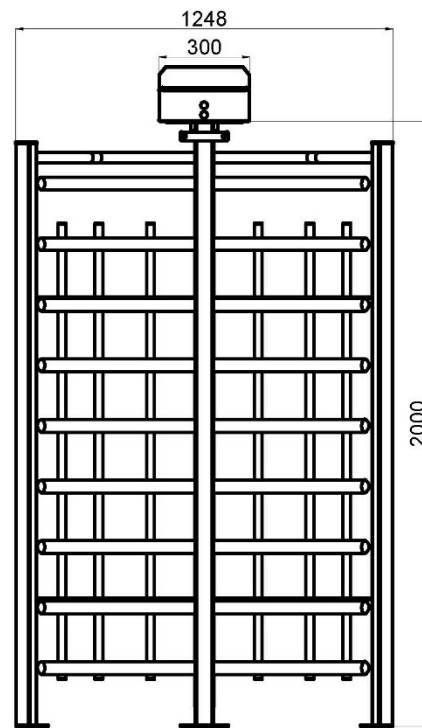
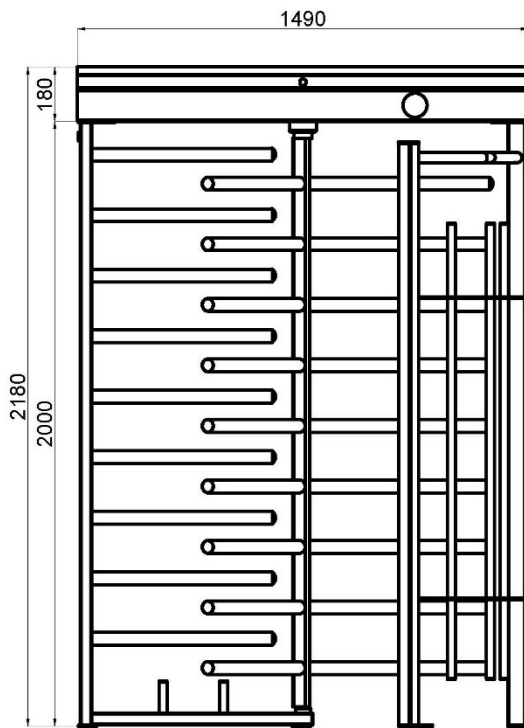
| | |
|-------------------|-----------|
| Compliance | CE, RoHS. |
|-------------------|-----------|

TECHNICAL SPECIFICATIONS

OPTIONAL ACCESSORIES AND APPLICATIONS

Options

Remote control units (RF or with cable), interface unit for PC, RS485, RS232 and LAN, counter, audio-messaging system, base plate, coin slot/ intelligent coin system and coin box, card reader pole, seat limiter for stadium solutions, animated indicators, internal battery and charge unit, motor driven unit, heater positive unit, separators, canopy, card reader mounting bracket, compliance to UK H&S regulations of max. 98 mm gap between upright bars.



TECHNICAL SPECIFICATIONS