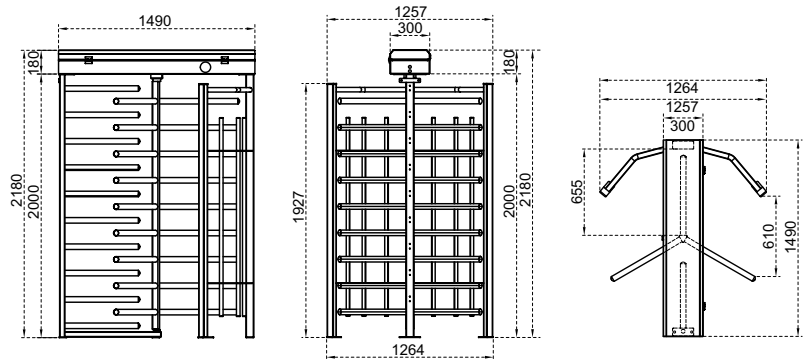


Dimensions (mm)



Technical Features



Place of Use	Indoors, outdoors
Operating Temperature, Humidity	-20°C/+68°C (opt. -50°C with heater positive), RH 95% non-condensing.
Operating Intensity	100%, 7/24 use.

Built on main carriers and supported with pipe beams on sides, consisting of waterproof and protected top lid with damper for safety. Can be completely disassembled.
 Three-section rotor (120°), each having 9 (10 in optional 2120 mm clear passage height) one by one demountable arms.
 Optionally complies with UK H&S regulation of ≤98 mm gap between upright profiles.

Combination options with different material choices:

Body / Arm Features	BTC 300	BTC 300-25	BTC 300-100
Body	Electrostatic powder coating on hot-dip galvanized steel	Electrostatic powder coating on hot-dip galvanized steel	304 grade (opt. 316 grade) stainless steel
Arms	Electrostatic powder coating on hot-dip galvanized steel, Ø42x2,5 mm.	304 grade (opt. 316 grade)* stainless steel, Ø40x2,0 mm.	304 grade (opt. 316 grade)* stainless steel, Ø40x2,0 mm.

(* Finishing : Satine brushed (opt. electrostatic powder coating on stainless steel).


Indicators / Illumination	Status - Direction Indicators :   LED, standard/LED passageway illumination standard.
----------------------------------	--

Power	Operating Voltage : 110/220V AC 50/60 Hz. (%±10), 24V DC. Consumption : ~8,1W at stand-by, during passage ~7,6W (varies according to the options and accessories used).
--------------	--

Operating Modes	System operates bi-directionally (entry-exit). Operation modes can be changed through dip switch, IOS and/or android app. Entry - exit controlled Entry controlled, exit free Entry free, exit controlled Single input both directions use Entry - exit free
------------------------	--

Operating System	Electromechanical manual operation (opt. electromechanical motorized operation).
-------------------------	--

Control System	All functions, parameters and operating modes can be changed through the control board (microprocessor controlled), IOS and/or android app. Firmware can be updated. All past function updates and changes are kept in the server and records can be traced. All inputs are opto-coupler protected. Controllable by dry contact (ground control). Compatible with all kinds of access control device. Optional RS232, RS485 or TCP/IP module is available.
-----------------------	---



Flow Rate	Passage capacity (manual) : max. 48 cycle/min. Nominal : ~25 pass/min. Passage capacity (motorized) : max. 40 cycle/min. Nominal : ~20 pass/min. (nominal passage rate can change depending on the access control system utilized)
------------------	--

Emergency Mode	System allows free passage (entry-exit) in both directions (fail safe). Works compatible with fire warning and similar systems. At the end of an emergency situation, system returns to its normal operating mode.
-----------------------	--

Power-off Situation	System allows free passage (entry-exit) in both directions (fail safe). Optionally, can be set (fail secure) as; entry-exit locked, entry free-exit locked, or entry locked-exit free. Free passage in chosen direction by manual override key in fail secure option is available.
----------------------------	--

Weight	~175 kg
---------------	---------

Optional Features and Accessories	Motor driven unit, wireless remote control (receiver-transmitter), manual control, manual override key (with fail secure option), counter (with/without reset), card reader mounting bracket, passage completion sensor, contactless passage sensor (for motorized models), heater positive, canopy, bottom plate (standard or for forklift handling), battery back-up, 316 grade stainless steel, RS232-RS485-TCP/IP modules, limiter, 2120 mm clear passage height, trombone arms, different color choices, compliance with UK H&S regulation of ≤98 mm gap between upright profiles.
--	---